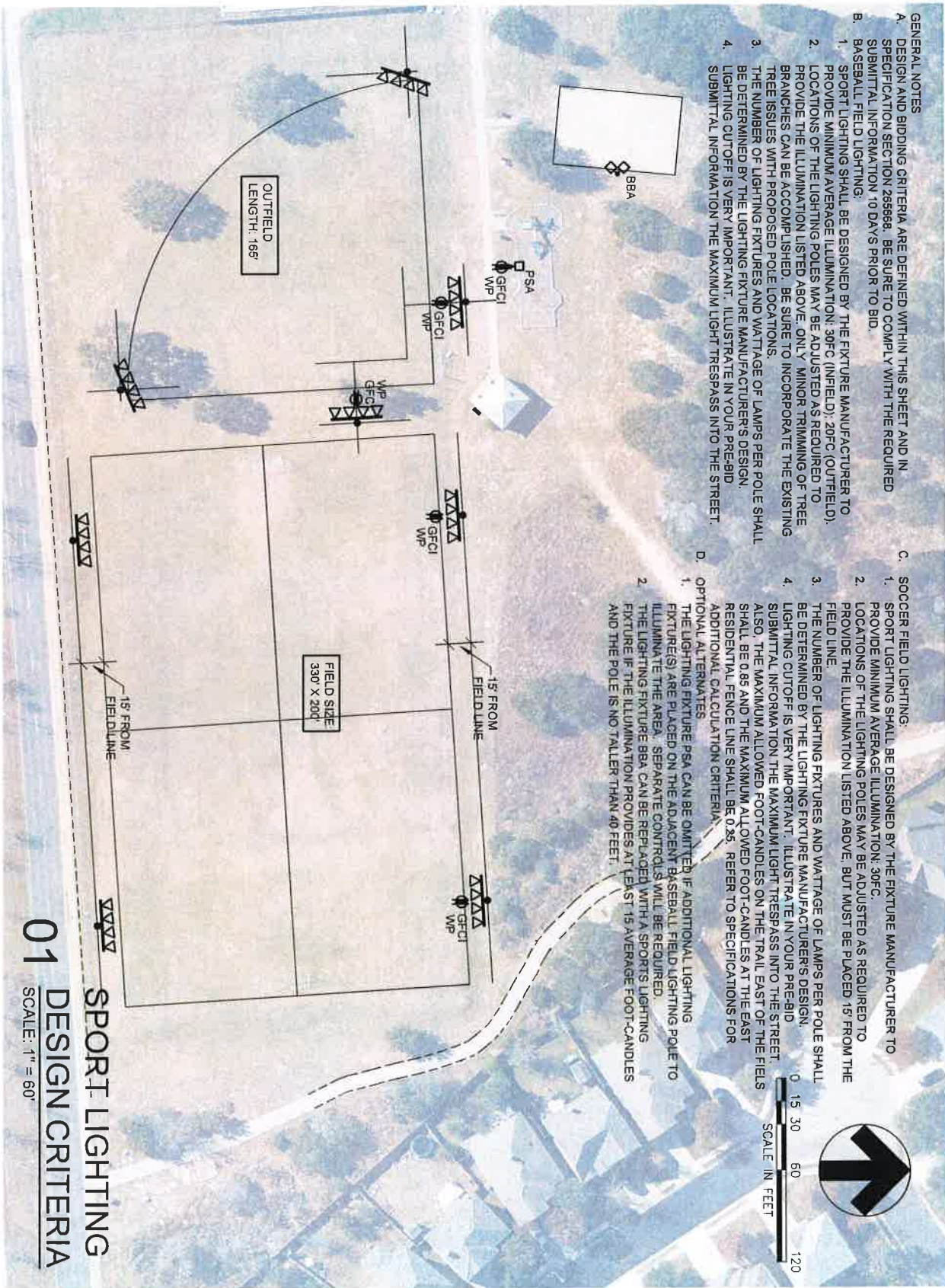


- GENERAL NOTES**
- A. DESIGN AND BIDDING CRITERIA ARE DEFINED WITHIN THIS SHEET AND IN SPECIFICATION SECTION 265666. BE SURE TO COMPLY WITH THE REQUIRED SUBMITTAL INFORMATION 10 DAYS PRIOR TO BID.
 - B. BASEBALL FIELD LIGHTING:
 - 1. SPORT LIGHTING SHALL BE DESIGNED BY THE FIXTURE MANUFACTURER TO PROVIDE MINIMUM AVERAGE ILLUMINATION: 30FC (INFIELD), 20FC (OUTFIELD). LOCATIONS OF THE LIGHTING POLES MAY BE ADJUSTED AS REQUIRED TO PROVIDE THE ILLUMINATION LISTED ABOVE. ONLY MINOR TRIMMING OF TREE BRANCHES CAN BE ACCOMPLISHED. BE SURE TO INCORPORATE THE EXISTING TREE ISSUES WITH PROPOSED POLE LOCATIONS.
 - 2. THE NUMBER OF LIGHTING FIXTURES AND WATTAGE OF LAMPS PER POLE SHALL BE DETERMINED BY THE LIGHTING FIXTURE MANUFACTURER'S DESIGN.
 - 3. LIGHTING CUTOFF IS VERY IMPORTANT. ILLUSTRATE IN YOUR PRE-BID SUBMITTAL INFORMATION THE MAXIMUM LIGHT TRESPASS INTO THE STREET.

- C. SOCCER FIELD LIGHTING:
 - 1. SPORT LIGHTING SHALL BE DESIGNED BY THE FIXTURE MANUFACTURER TO PROVIDE MINIMUM AVERAGE ILLUMINATION: 30FC.
 - 2. LOCATIONS OF THE LIGHTING POLES MAY BE ADJUSTED AS REQUIRED TO PROVIDE THE ILLUMINATION LISTED ABOVE, BUT MUST BE PLACED 15' FROM THE FIELD LINE.
 - 3. THE NUMBER OF LIGHTING FIXTURES AND WATTAGE OF LAMPS PER POLE SHALL BE DETERMINED BY THE LIGHTING FIXTURE MANUFACTURER'S DESIGN.
 - 4. SUBMITTAL INFORMATION THE MAXIMUM LIGHT TRESPASS INTO THE STREET ALSO. THE MAXIMUM ALLOWED FOOT-CANDLES ON THE TRAIL EAST OF THE EAST RESIDENTIAL FENCE LINE SHALL BE 0.25. REFER TO SPECIFICATIONS FOR ADDITIONAL CALCULATION CRITERIA.
- D. OPTIONAL ALTERNATIVES
 - 1. THE LIGHTING FIXTURE PSA CAN BE OMITTED IF ADDITIONAL LIGHTING FIXTURE(S) ARE PLACED ON THE ADJACENT BASEBALL FIELD LIGHTING POLE TO ILLUMINATE THE AREA. SEPARATE CONTROLS WILL BE REQUIRED.
 - 2. THE LIGHTING FIXTURE BBA CAN BE REPLACED WITH A SPORTS LIGHTING FIXTURE IF THE ILLUMINATION PROVIDES AT LEAST 15 AVERAGE FOOT-CANDLES AND THE POLE IS NO TALLER THAN 40 FEET.



01 SPORT LIGHTING DESIGN CRITERIA
SCALE: 1" = 60'

DATE	REV	BY	CHKD

PROJECT: COMMUNITY PARK
SECTION: DESIGN CRITERIA
E2.03

HALFF
TEXAS REGISTERED ENGINEERING FIRM P-312
TWO SIERRA WAY, SUITE 105
GEORGETOWN, TEXAS 75826-7571
TEL (512) 942-6232
FAX (512) 863-0083

HALFF ASSOCIATES, INC.
ENGINEERS - SURVEYORS - SCIENTISTS
PRELIMINARY - FOR INTERIM REVIEW ONLY
These documents are the property of Halff Associates, Inc. and not intended for regulatory approval, filing, bidding or construction purposes. They were prepared by or under the direct supervision of:
Phillip Applebawn, P.E., S.C.
Type or Print Name P.E. S.C. 2/3/2014 Date

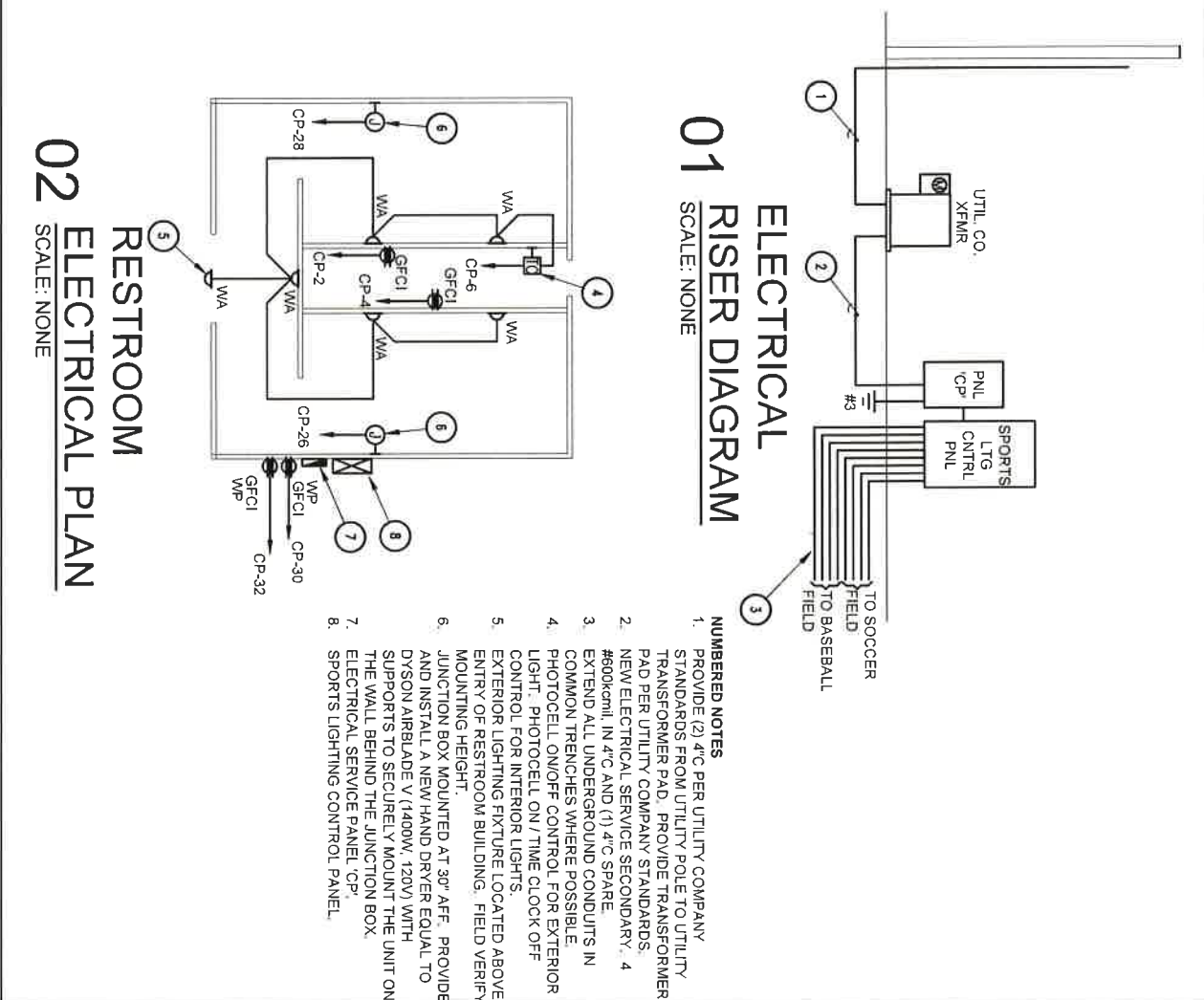
BCMUD PARK IMPROVEMENTS
BRUSHY CREEK MUD
16318 GREAT OAKS DR.
ROUND ROCK, TX 78681



03 SITE PLAN

SCALE: 1" = 60'

MATCHLINE - REFER TO SHEET E2.01




01 ELECTRICAL RISER DIAGRAM

SCALE: NONE

02 RESTROOM ELECTRICAL PLAN

SCALE: NONE

- NUMBERED NOTES**
1. PROVIDE (2) 4" C PER UTILITY COMPANY STANDARDS FROM UTILITY POLE TO UTILITY TRANSFORMER PAD. PROVIDE TRANSFORMER PAD PER UTILITY COMPANY STANDARDS.
 2. NEW ELECTRICAL SERVICE SECONDARY, 4 #600kcmil, IN 4" C AND (1) 4" C SPARE.
 3. EXTEND ALL UNDERGROUND CONDUITS IN COMMON TRENCHES WHERE POSSIBLE.
 4. PHOTOCELL ON/OFF CONTROL FOR EXTERIOR LIGHT. PHOTOCELL ON / TIME CLOCK OFF CONTROL FOR INTERIOR LIGHTS.
 5. EXTERIOR LIGHTING FIXTURE LOCATED ABOVE ENTRY OF RESTROOM BUILDING. FIELD VERIFY MOUNTING HEIGHT.
 6. JUNCTION BOX MOUNTED AT 30" AFF. PROVIDE AND INSTALL A NEW HAND DRYER EQUAL TO DYSON AIRBLADE V (1400W, 120V) WITH SUPPORTS TO SECURELY MOUNT THE UNIT ON THE WALL BEHIND THE JUNCTION BOX.
 7. ELECTRICAL SERVICE PANEL 'CP'.
 8. SPORTS LIGHTING CONTROL PANEL.

 <p>TEXAS REGISTERED ENGINEERING FIRM F-312</p> <p>TWO SIERRA WAY, SUITE 105 GEORGETOWN, TEXAS 75626-7574 TEL (512) 942-6232 FAX (512) 663-9039</p>	<p>HALFF ASSOCIATES, INC. ENGINEERS - SURVEYORS - SCIENTISTS PRELIMINARY - FOR INTERIM REVIEW ONLY</p> <p><i>These documents are for Interim Review and not intended for Regulatory Approval, Permit, Bidding, or Construction purposes. They may not be relied upon or used in operations of any kind.</i></p> <p>Project: BCMUD Park Improvements Date: 7/23/2014 Type or Print Name: PCL Title: DR</p>	<h2>BCMUD PARK IMPROVEMENTS</h2> <p>BRUSHY CREEK MUD 16318 GREAT OAKS DR. ROUND ROCK, TX 78681</p>
<p>Sheet No. E2.02 of 2</p> <p>Project: BCMUD PARK IMPROVEMENTS SITE PLAN AND DETAILS</p> <p>Scale: 1" = 60'</p> <p>Author: J. B. BROWN</p> <p>Checked: J. B. BROWN</p> <p>Drawn: J. B. BROWN</p> <p>Approved: J. B. BROWN</p>	<p>Supp PG #163</p>	